

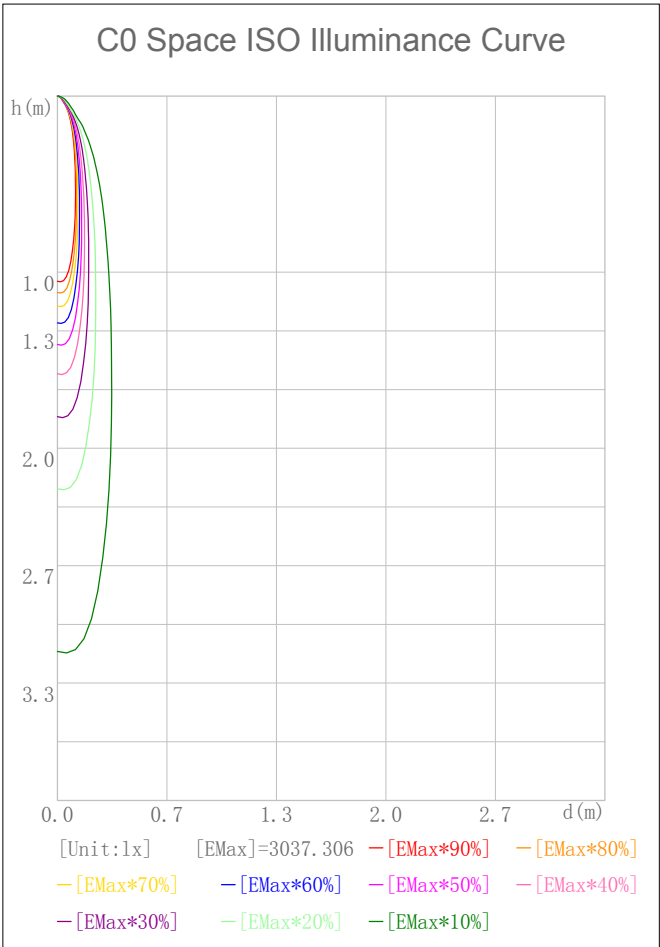
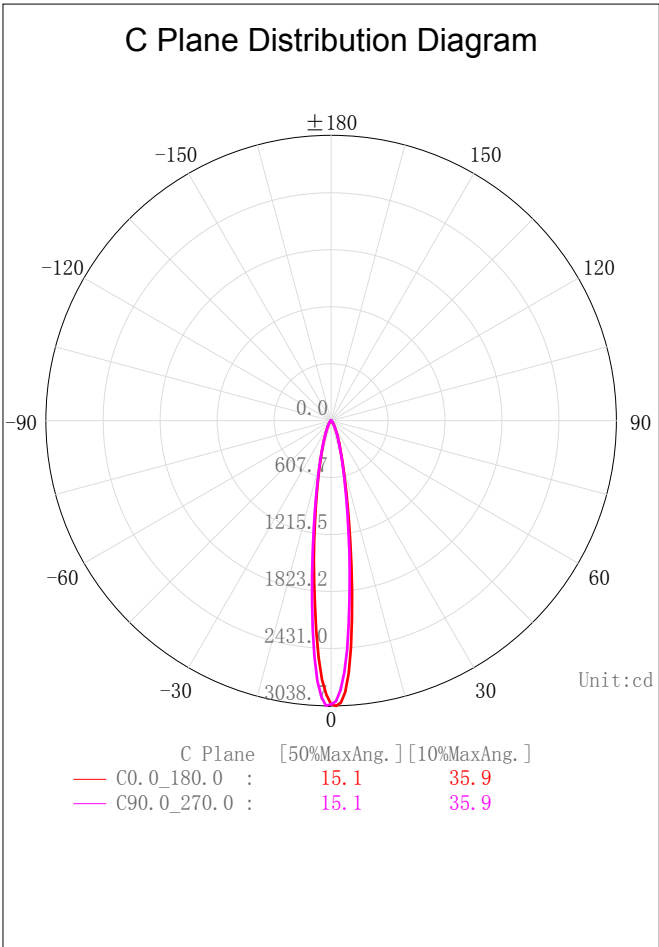
Indoor Luminaire Photometric Data

Description Information

Luminary Name: SD06-06-XX-01 4000K RA90 15D		Lum. Catalog:	Test ID: 01
Lamp Name:		Lamp Catalog: LED	Test Date: 2021/04/16
Manufacture: Shenzhen Norming Lighting Co.Ltd		Shld.Ang(°):	Test Machine:GON-2000
Test Lab: Quality Department		Frequency (Hz):	Lamp CCT(K): Ra:
Lum. Size (W*L*H):0.050m*0.000m*0.000m		Lum. Area (m2):0.002	Lum. W(kg): 0.000
Test System: C, γ	Test Step: C=90.0 γ=1.0	Temp. (°C): 25	Humidity(%): 50.0

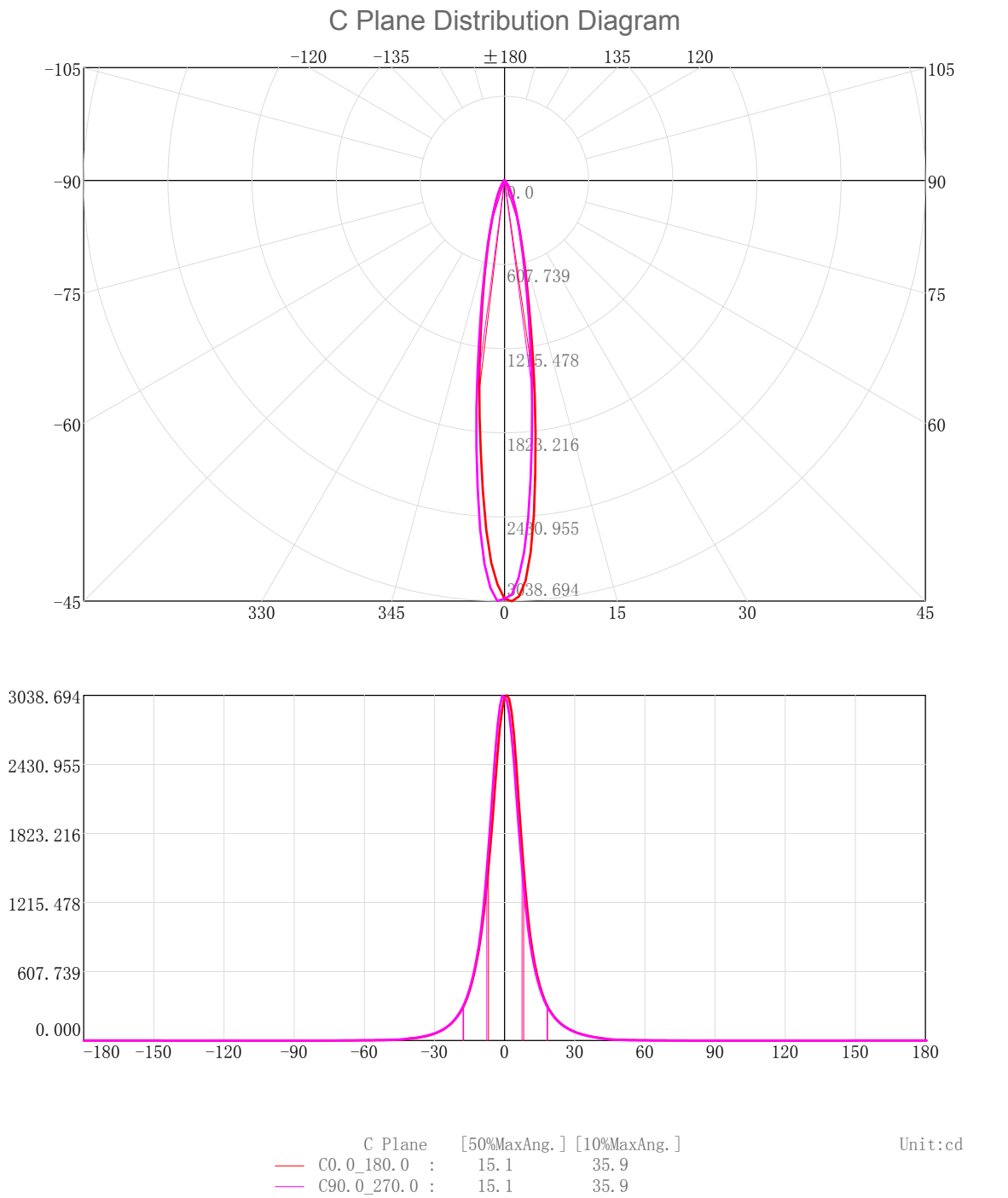
Character Parameter

Lamp Speciality Parameter		Luminaire Speciality Parameter	
Rated Flux(lm): 404.510	Luminary Flux(lm): 404.514	Field Angle(10%Imax): 35.9(°)	
Rated Power(W):	Luminary Efficiency: 100.00%	Down Lumens&Percent: 403.368lm 99.72%	
Rated Voltage(V):	Luminary EER(lm/W): 72.559	Up Lumens&Percent: 1.147lm 0.28%	
Tested Power(W): 5.575	Max. Candela(cd): 3038.694	S/MH: C0_a180=0.260 C90_270=0.260	
Lamps' Inside: 1	Max Cand@Ang. (°): C=0.0 γ=1.0	CIE Type: Semi-Direct	
Tested Electrics (V, A, pf):240.2, 0.029, 0.788	Beam Angle(50%Imax): 15.1(°)	ErP ϕ use(90°): 389.380lm	
Lamp Size (W*L*H):0.050m*0.000m*0.000m	Left=-6.9°, Right=8.2°	IRF(%): 1516.684	



2D Plane Light Intensity Distribution Curve

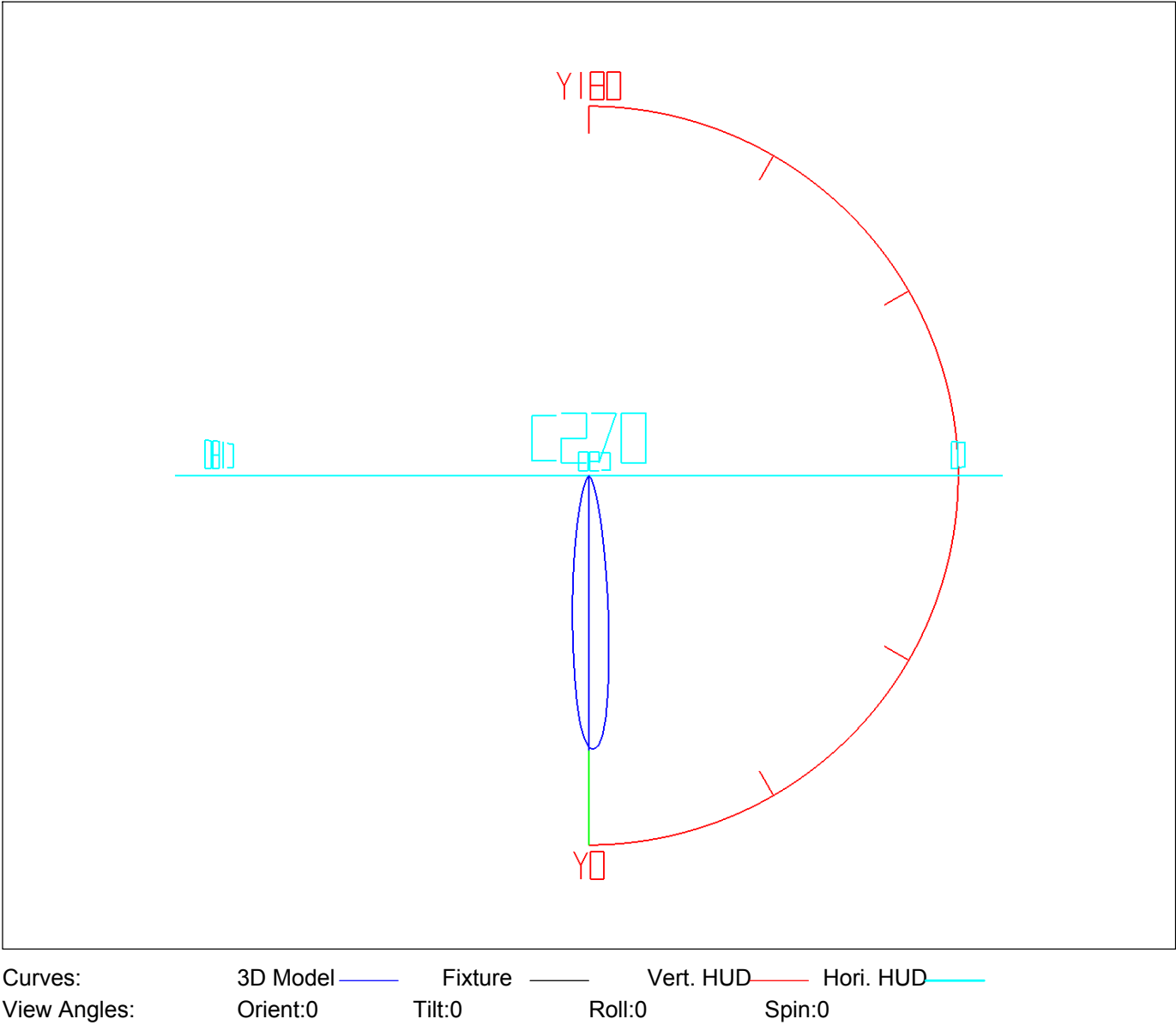
Lum. Name: SD06-06-XX-01 4000K RA90 15D	Lum. Catalog:	Test ID: 01
Lamp Name:	Lamp Catalog: LED	Test Lab: Quality Department
Manufacture: Shenzhen Norming Lighting Co.Ltd	Test Machine:GON-2000	Test Date: 2021/04/16



3D Light Intensity Distribution Modal

Lum. Name:SD06-06-XX-01 4000K RA90 15D	Lum. Catelog:	Test ID:01
Lamp Name:	Lamp Catelog:LED	Test Lab:Quality Department
Manufacture:Shenzhen Norming Lighting Co.Ltd	Test Machine:GON-2000	Test Date:2021/04/16

3D Light Intensity Distribution Modal



IES Indoor Report

Photometric Filename:SD06-06-XX-01 4000K RA90 15D.IES

Zonal Flux Tabulation

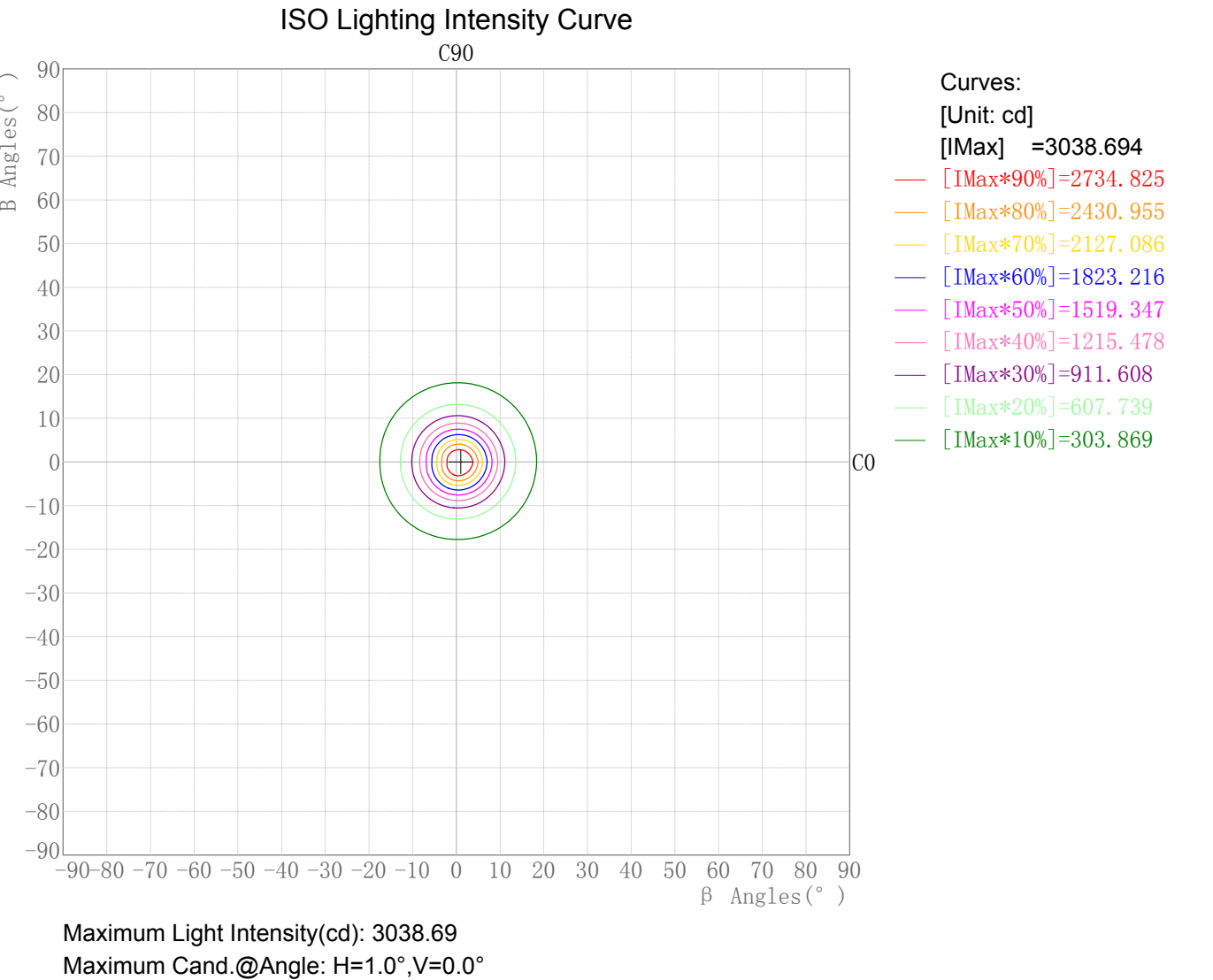
Zone(γ)	Zone Flux (lm)	Sums Flux (lm)	Zone%Lamp	Sums%Lamp	Zone(γ)	Zone Flux (lm)	Sums Flux (lm)	Zone%Lamp	Sums%Lamp
0.0-1.0	2.88	2.88	0.71	0.71	47.0-48.0	0.63	395.97	0.16	97.89
1.0-2.0	8.46	11.34	2.09	2.80	48.0-49.0	0.58	396.55	0.14	98.03
2.0-3.0	13.44	24.77	3.32	6.12	49.0-50.0	0.52	397.08	0.13	98.16
3.0-4.0	17.40	42.17	4.30	10.43	50.0-51.0	0.47	397.55	0.12	98.28
4.0-5.0	20.12	62.29	4.97	15.40	51.0-52.0	0.43	397.98	0.11	98.38
5.0-6.0	21.63	83.92	5.35	20.75	52.0-53.0	0.40	398.37	0.10	98.48
6.0-7.0	22.19	106.11	5.49	26.23	53.0-54.0	0.37	398.75	0.09	98.58
7.0-8.0	21.98	128.08	5.43	31.66	54.0-55.0	0.35	399.10	0.09	98.66
8.0-9.0	21.15	149.23	5.23	36.89	55.0-56.0	0.34	399.44	0.08	98.75
9.0-10.0	19.95	169.18	4.93	41.82	56.0-57.0	0.32	399.76	0.08	98.83
10.0-11.0	18.62	187.80	4.60	46.43	57.0-58.0	0.30	400.06	0.08	98.90
11.0-12.0	17.29	205.09	4.27	50.70	58.0-59.0	0.29	400.35	0.07	98.97
12.0-13.0	16.01	221.11	3.96	54.66	59.0-60.0	0.27	400.62	0.07	99.04
13.0-14.0	14.81	235.92	3.66	58.32	60.0-61.0	0.26	400.88	0.06	99.10
14.0-15.0	13.67	249.58	3.38	61.70	61.0-62.0	0.24	401.12	0.06	99.16
15.0-16.0	12.58	262.17	3.11	64.81	62.0-63.0	0.23	401.35	0.06	99.22
16.0-17.0	11.57	273.74	2.86	67.67	63.0-64.0	0.22	401.57	0.05	99.27
17.0-18.0	10.65	284.39	2.63	70.30	64.0-65.0	0.20	401.78	0.05	99.32
18.0-19.0	9.81	294.20	2.43	72.73	65.0-66.0	0.19	401.97	0.05	99.37
19.0-20.0	9.04	303.24	2.24	74.97	66.0-67.0	0.18	402.15	0.04	99.42
20.0-21.0	8.34	311.58	2.06	77.03	67.0-68.0	0.17	402.31	0.04	99.46
21.0-22.0	7.69	319.27	1.90	78.93	68.0-69.0	0.15	402.47	0.04	99.49
22.0-23.0	7.09	326.37	1.75	80.68	69.0-70.0	0.14	402.61	0.03	99.53
23.0-24.0	6.54	332.90	1.62	82.30	70.0-71.0	0.13	402.73	0.03	99.56
24.0-25.0	6.02	338.93	1.49	83.79	71.0-72.0	0.11	402.85	0.03	99.59
25.0-26.0	5.55	344.48	1.37	85.16	72.0-73.0	0.10	402.95	0.02	99.61
26.0-27.0	5.11	349.58	1.26	86.42	73.0-74.0	0.09	403.04	0.02	99.64
27.0-28.0	4.70	354.28	1.16	87.58	74.0-75.0	0.07	403.11	0.02	99.65
28.0-29.0	4.33	358.60	1.07	88.65	75.0-76.0	0.06	403.17	0.02	99.67
29.0-30.0	3.98	362.59	0.98	89.64	76.0-77.0	0.05	403.22	0.01	99.68
30.0-31.0	3.67	366.26	0.91	90.54	77.0-78.0	0.04	403.26	0.01	99.69
31.0-32.0	3.38	369.64	0.84	91.38	78.0-79.0	0.03	403.29	0.01	99.70
32.0-33.0	3.10	372.74	0.77	92.15	79.0-80.0	0.03	403.32	0.01	99.71
33.0-34.0	2.85	375.59	0.70	92.85	80.0-81.0	0.02	403.34	0.00	99.71
34.0-35.0	2.61	378.20	0.65	93.49	81.0-82.0	0.01	403.35	0.00	99.71
35.0-36.0	2.39	380.59	0.59	94.09	82.0-83.0	0.01	403.36	0.00	99.72
36.0-37.0	2.18	382.77	0.54	94.63	83.0-84.0	0.00	403.37	0.00	99.72
37.0-38.0	1.98	384.75	0.49	95.11	84.0-85.0	0.00	403.37	0.00	99.72
38.0-39.0	1.80	386.55	0.45	95.56	85.0-86.0	0.00	403.37	0.00	99.72
39.0-40.0	1.65	388.19	0.41	95.97	86.0-87.0	0.00	403.37	0.00	99.72
40.0-41.0	1.50	389.69	0.37	96.34	87.0-88.0	0.00	403.37	0.00	99.72
41.0-42.0	1.32	391.02	0.33	96.66	88.0-89.0	0.00	403.37	0.00	99.72
42.0-43.0	1.13	392.14	0.28	96.94	89.0-90.0	0.00	403.37	0.00	99.72
43.0-44.0	0.95	393.09	0.24	97.18	90.0-91.0	0.00	403.37	0.00	99.72
44.0-45.0	0.83	393.92	0.20	97.38	91.0-92.0	0.00	403.37	0.00	99.72
45.0-46.0	0.74	394.66	0.18	97.57	92.0-93.0	0.00	403.37	0.00	99.72
46.0-47.0	0.68	395.34	0.17	97.73	93.0-94.0	0.00	403.37	0.00	99.72

Zonal Flux Tabulation - (Cont.)

Zone(γ)	Zone Flux (lm)	Sums Flux (lm)	Zone%Lamp	Sums%Lamp	Zone(γ)	Zone Flux (lm)	Sums Flux (lm)	Zone%Lamp	Sums%Lamp
94.0-95.0	0.00	403.37	0.00	99.72	141.0-142.0	0.00	403.37	0.00	99.72
95.0-96.0	0.00	403.37	0.00	99.72	142.0-143.0	0.01	403.38	0.00	99.72
96.0-97.0	0.00	403.37	0.00	99.72	143.0-144.0	0.01	403.39	0.00	99.72
97.0-98.0	0.00	403.37	0.00	99.72	144.0-145.0	0.02	403.41	0.00	99.73
98.0-99.0	0.00	403.37	0.00	99.72	145.0-146.0	0.02	403.43	0.01	99.73
99.0-100.0	0.00	403.37	0.00	99.72	146.0-147.0	0.03	403.46	0.01	99.74
100.0-101.0	0.00	403.37	0.00	99.72	147.0-148.0	0.03	403.50	0.01	99.75
101.0-102.0	0.00	403.37	0.00	99.72	148.0-149.0	0.04	403.54	0.01	99.76
102.0-103.0	0.00	403.37	0.00	99.72	149.0-150.0	0.04	403.58	0.01	99.77
103.0-104.0	0.00	403.37	0.00	99.72	150.0-151.0	0.04	403.62	0.01	99.78
104.0-105.0	0.00	403.37	0.00	99.72	151.0-152.0	0.05	403.67	0.01	99.79
105.0-106.0	0.00	403.37	0.00	99.72	152.0-153.0	0.05	403.72	0.01	99.80
106.0-107.0	0.00	403.37	0.00	99.72	153.0-154.0	0.05	403.76	0.01	99.82
107.0-108.0	0.00	403.37	0.00	99.72	154.0-155.0	0.05	403.81	0.01	99.83
108.0-109.0	0.00	403.37	0.00	99.72	155.0-156.0	0.05	403.86	0.01	99.84
109.0-110.0	0.00	403.37	0.00	99.72	156.0-157.0	0.05	403.91	0.01	99.85
110.0-111.0	0.00	403.37	0.00	99.72	157.0-158.0	0.05	403.96	0.01	99.86
111.0-112.0	0.00	403.37	0.00	99.72	158.0-159.0	0.05	404.00	0.01	99.87
112.0-113.0	0.00	403.37	0.00	99.72	159.0-160.0	0.05	404.05	0.01	99.89
113.0-114.0	0.00	403.37	0.00	99.72	160.0-161.0	0.04	404.09	0.01	99.90
114.0-115.0	0.00	403.37	0.00	99.72	161.0-162.0	0.04	404.13	0.01	99.91
115.0-116.0	0.00	403.37	0.00	99.72	162.0-163.0	0.04	404.18	0.01	99.92
116.0-117.0	0.00	403.37	0.00	99.72	163.0-164.0	0.04	404.21	0.01	99.93
117.0-118.0	0.00	403.37	0.00	99.72	164.0-165.0	0.04	404.25	0.01	99.94
118.0-119.0	0.00	403.37	0.00	99.72	165.0-166.0	0.03	404.28	0.01	99.94
119.0-120.0	0.00	403.37	0.00	99.72	166.0-167.0	0.03	404.32	0.01	99.95
120.0-121.0	0.00	403.37	0.00	99.72	167.0-168.0	0.03	404.35	0.01	99.96
121.0-122.0	0.00	403.37	0.00	99.72	168.0-169.0	0.03	404.37	0.01	99.97
122.0-123.0	0.00	403.37	0.00	99.72	169.0-170.0	0.03	404.40	0.01	99.97
123.0-124.0	0.00	403.37	0.00	99.72	170.0-171.0	0.02	404.42	0.01	99.98
124.0-125.0	0.00	403.37	0.00	99.72	171.0-172.0	0.02	404.44	0.00	99.98
125.0-126.0	0.00	403.37	0.00	99.72	172.0-173.0	0.02	404.46	0.00	99.99
126.0-127.0	0.00	403.37	0.00	99.72	173.0-174.0	0.01	404.48	0.00	99.99
127.0-128.0	0.00	403.37	0.00	99.72	174.0-175.0	0.01	404.49	0.00	99.99
128.0-129.0	0.00	403.37	0.00	99.72	175.0-176.0	0.01	404.50	0.00	100.00
129.0-130.0	0.00	403.37	0.00	99.72	176.0-177.0	0.01	404.50	0.00	100.00
130.0-131.0	0.00	403.37	0.00	99.72	177.0-178.0	0.01	404.51	0.00	100.00
131.0-132.0	0.00	403.37	0.00	99.72	178.0-179.0	0.00	404.51	0.00	100.00
132.0-133.0	0.00	403.37	0.00	99.72	179.0-180.0	0.00	404.51	0.00	100.00
133.0-134.0	0.00	403.37	0.00	99.72					
134.0-135.0	0.00	403.37	0.00	99.72					
135.0-136.0	0.00	403.37	0.00	99.72					
136.0-137.0	0.00	403.37	0.00	99.72					
137.0-138.0	0.00	403.37	0.00	99.72					
138.0-139.0	0.00	403.37	0.00	99.72					
139.0-140.0	0.00	403.37	0.00	99.72					
140.0-141.0	0.00	403.37	0.00	99.72					

Rectangle ISO Lighting Intensity Diagram

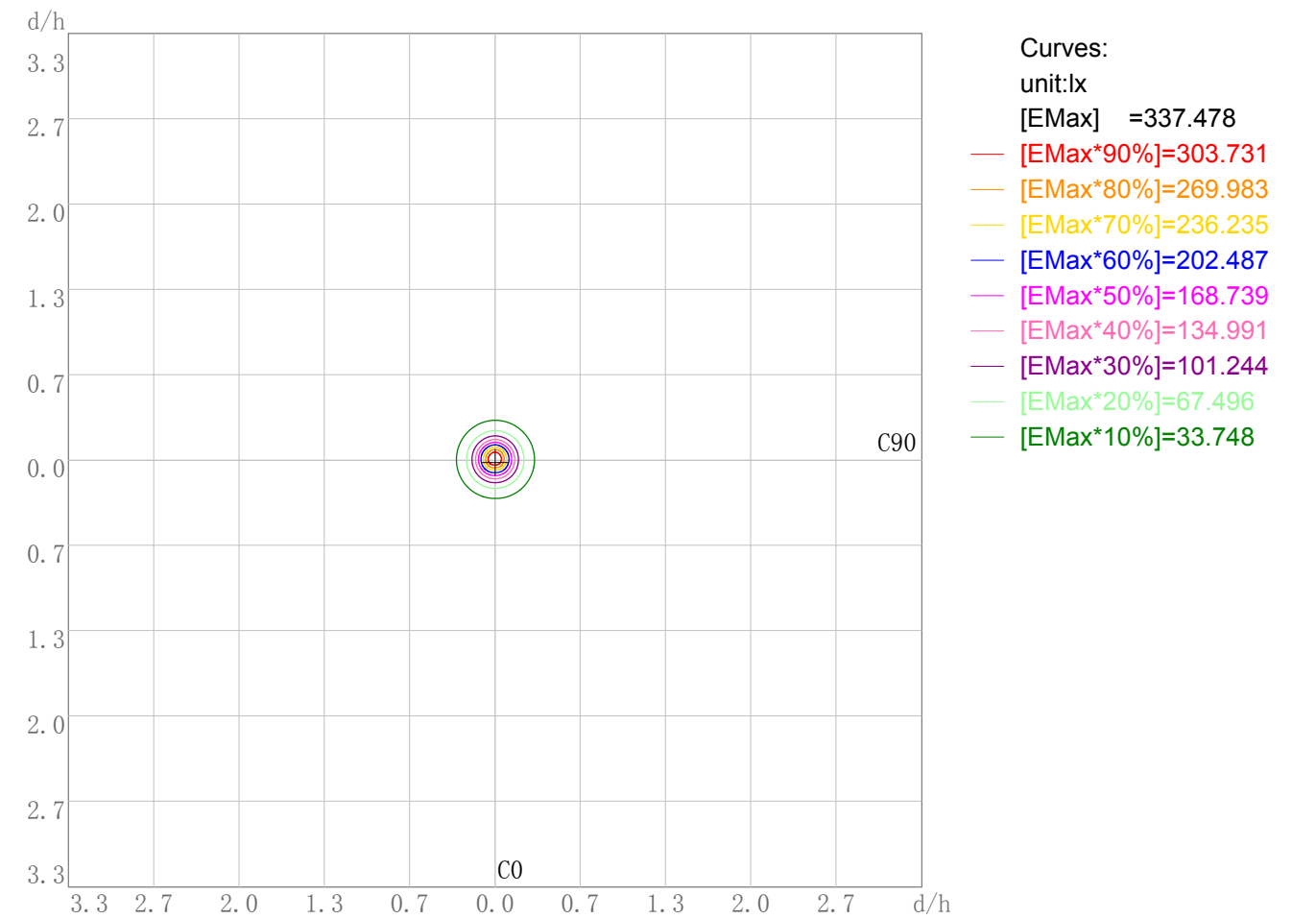
Lum. Name:SD06-06-XX-01 4000K RA90 15D	Lum. Catelog:	Test ID:01
Lamp Name:	Lamp Catelog:LED	Test Lab:Quality Department
Manufacture:Shenzhen Norming Lighting Co.Ltd	Test Machine:GON-2000	Test Date:2021/04/16



Plane ISO-Illuminance Diagram

Lum. Name:SD06-06-XX-01 4000K RA90 15D	Lum. Catalog:	Test ID: 01
Lamp Name:	Lamp Catalog: LED	Test Lab: Quality Department
Manufacture: Shenzhen Norming Lighting Co.Ltd	Test Machine:GON-2000	Test Date: 2021/04/16

Plane ISO-Illuminance Curve



Working Plane Luminaire Mounting Height(m): 3.00

Working Plane Maximum Illuminance(lx): 337.48

Working Plane Maximum Illuminance Position(d/h):H0.0 V0.0

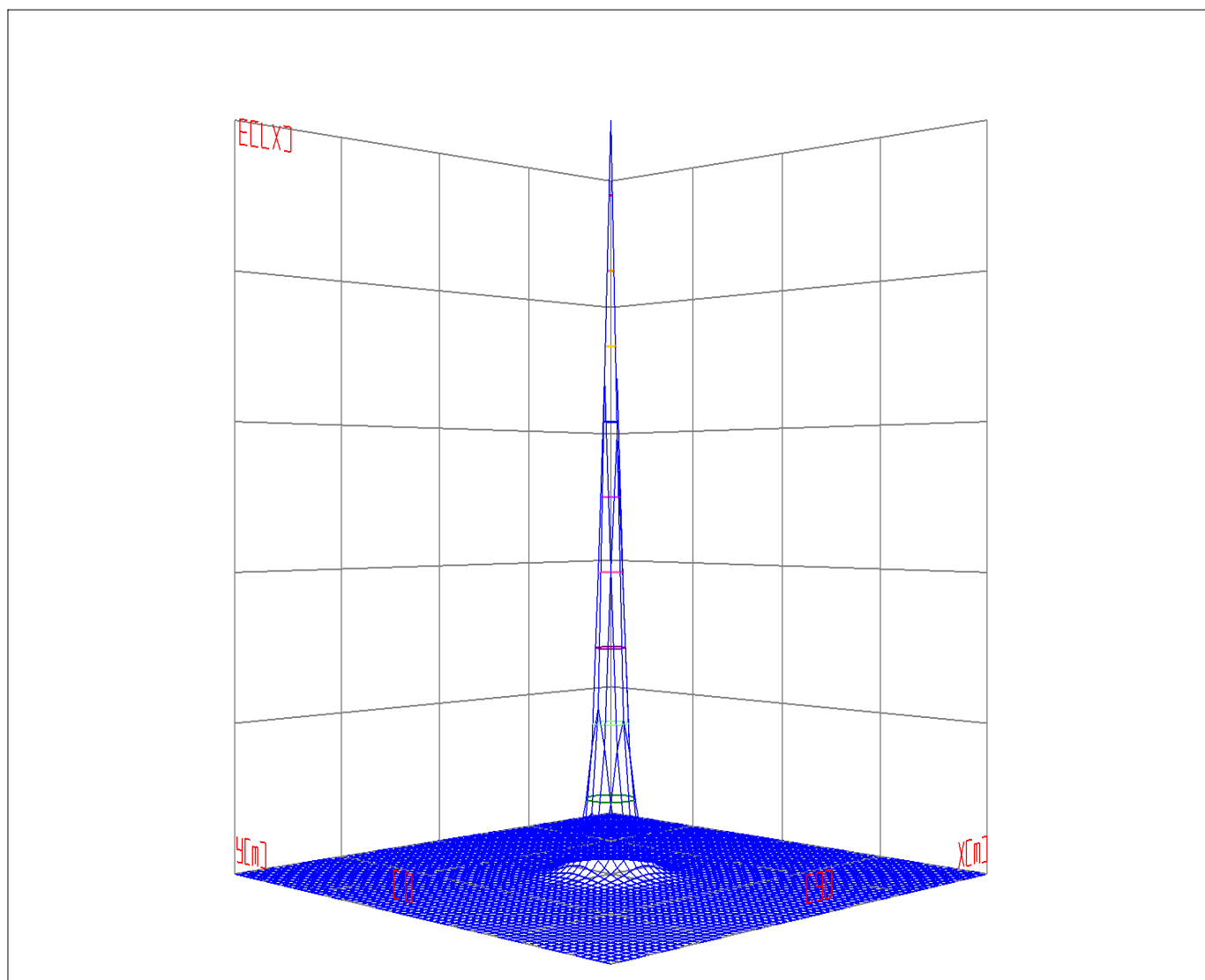
IES Indoor Report

Photometric Filename:SD06-06-XX-01 4000K RA90 15D.IES

3D Plane ISO Illuminance Diagram

Lum. Name: SD06-06-XX-01 4000K RA90 15D	Lum. Catalog:	Test ID: 01
Lamp Name:	Lamp Catalog: LED	Test Lab: Quality Department
Manufacture: Shenzhen Norming Lighting Co.Ltd	Test Machine:GON-2000	Test Date: 2021/04/16

3D Plane Illuminance Modal

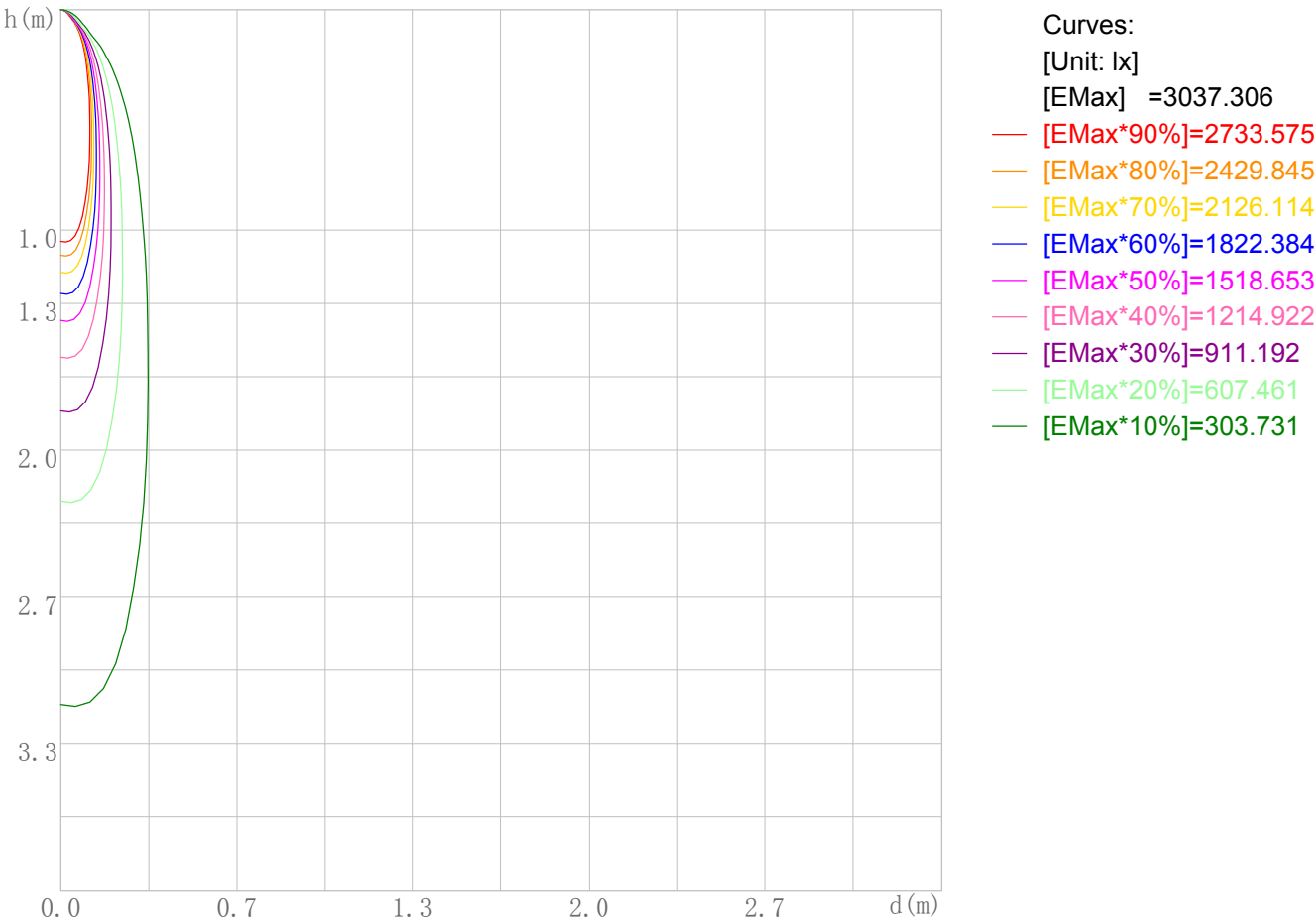


Curves: 3D Model — 90% — 80% — 70% — 60% — 50% — 40% — 30% — 20% — 10% —
View Angles(deg): 0 Height(m): 3.0 Distance(m): 10.0

Space ISO Illuminance Diagram

Lum. Name:SD06-06-XX-01 4000K RA90 15D	Lum. Catelog:	Test ID:01
Lamp Name:	Lamp Catelog:LED	Test Lab:Quality Department
Manufacture:Shenzhen Norming Lighting Co.Ltd	Test Machine:GON-2000	Test Date:2021/04/16

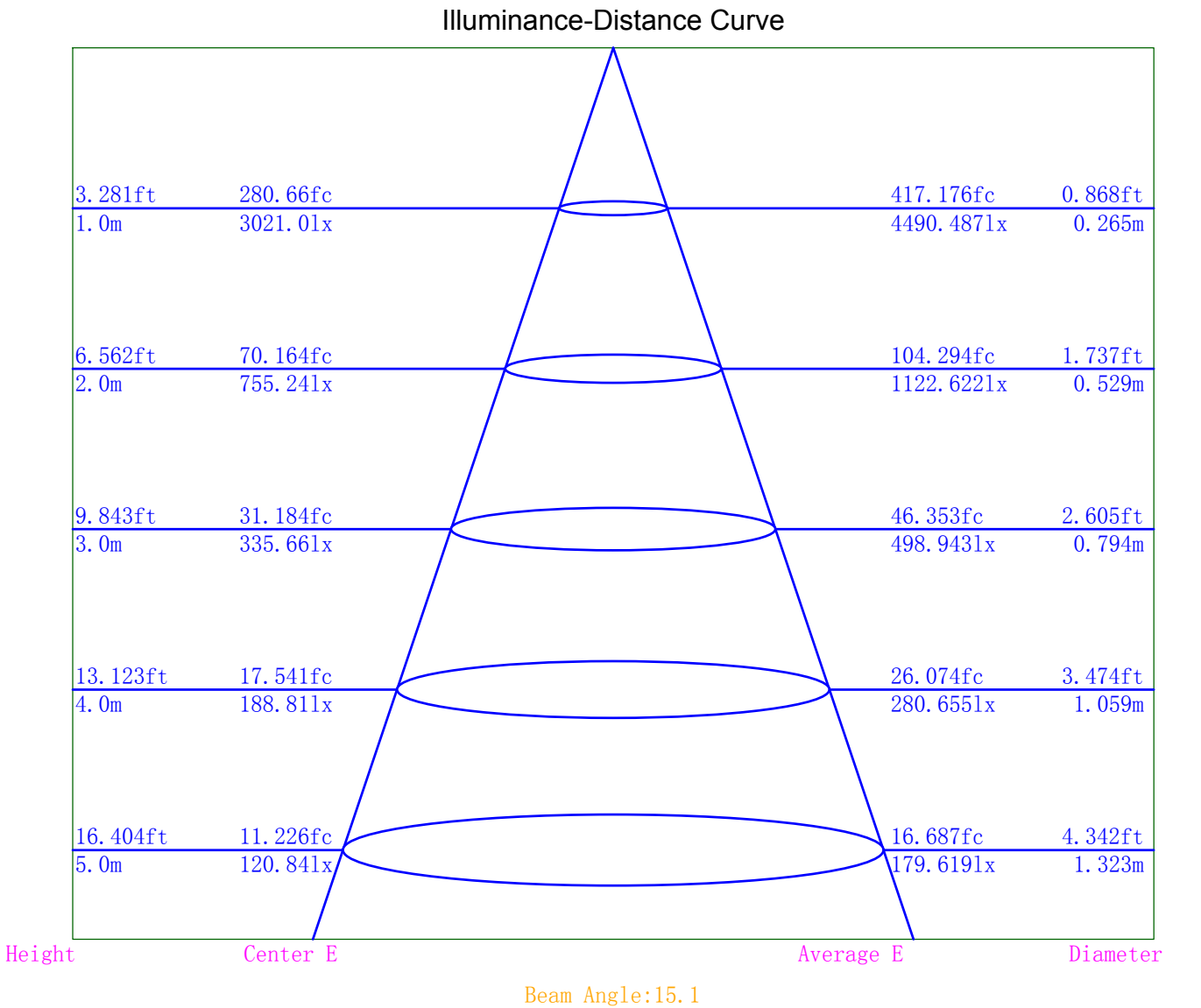
Space ISO Illuminance Curve



Space Plane Maximum Illuminance and @Angle:3037.31lx,1.0deg
Plane Maximum Lighting Intensity and @Angle:3038.694cd,0deg

Illuminance-Distance Diagram

Lum. Name:SD06-06-XX-01 4000K RA90 15D	Lum. Catelog:	Test ID:01
Lamp Name:	Lamp Catelog:LED	Test Lab:Quality Department
Manufacture:Shenzhen Norming Lighting Co.Ltd	Test Machine:GON-2000	Test Date:2021/04/16



Indoor Luminance Limiting Curves

Lum. Name: SD06-06-XX-01 4000K RA90 15D	Lum. Catalog:	Test ID: 01
Lamp Name:	Lamp Catalog: LED	Test Lab: Quality Department
Manufacture: Shenzhen Norming Lighting Co.Ltd	Test Machine:GON-2000	Test Date: 2021/04/16

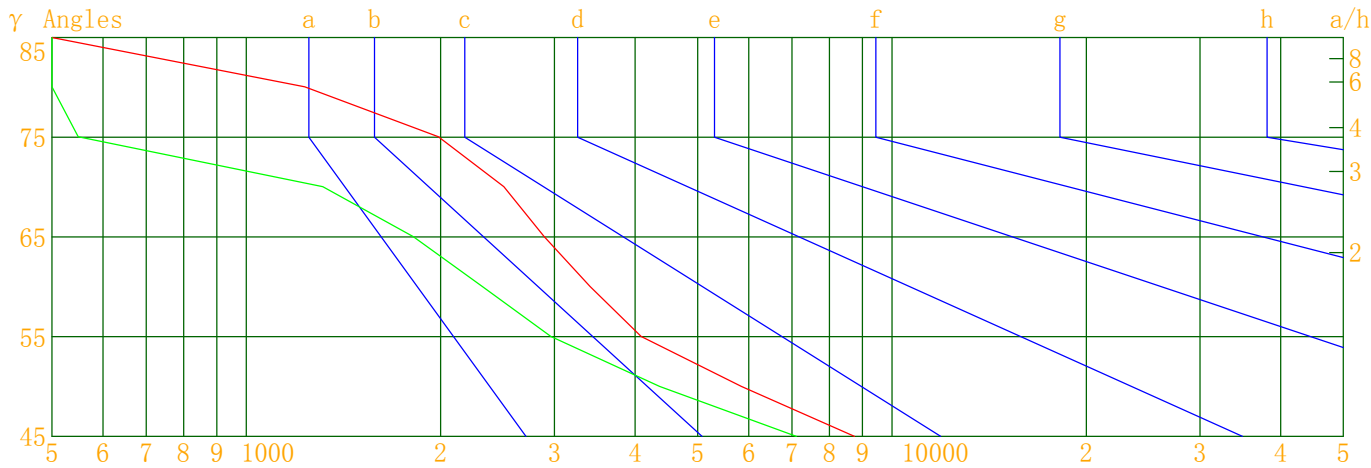
Glare Grade Table

GI	Quality	Using Illuminance							
1.15	A	2000	1000	500	<=300				
1.5	B		2000	1000	500	<=300			
1.85	C			2000	1000	500	<=300		
2.2	D				2000	1000	500	<=300	
2.55	E	a				2000	1000	500	<=300
			b	c	d	e	f	g	h

Luminance Table

Gama(deg)	45	50	55	60	65	70	75	80	85
C0	8747	5846	4088	3408	2892	2505	1984	1232	0
C90	7111	4365	2964	2321	1814	1313	549	0	0

Luminance Limiting Curve



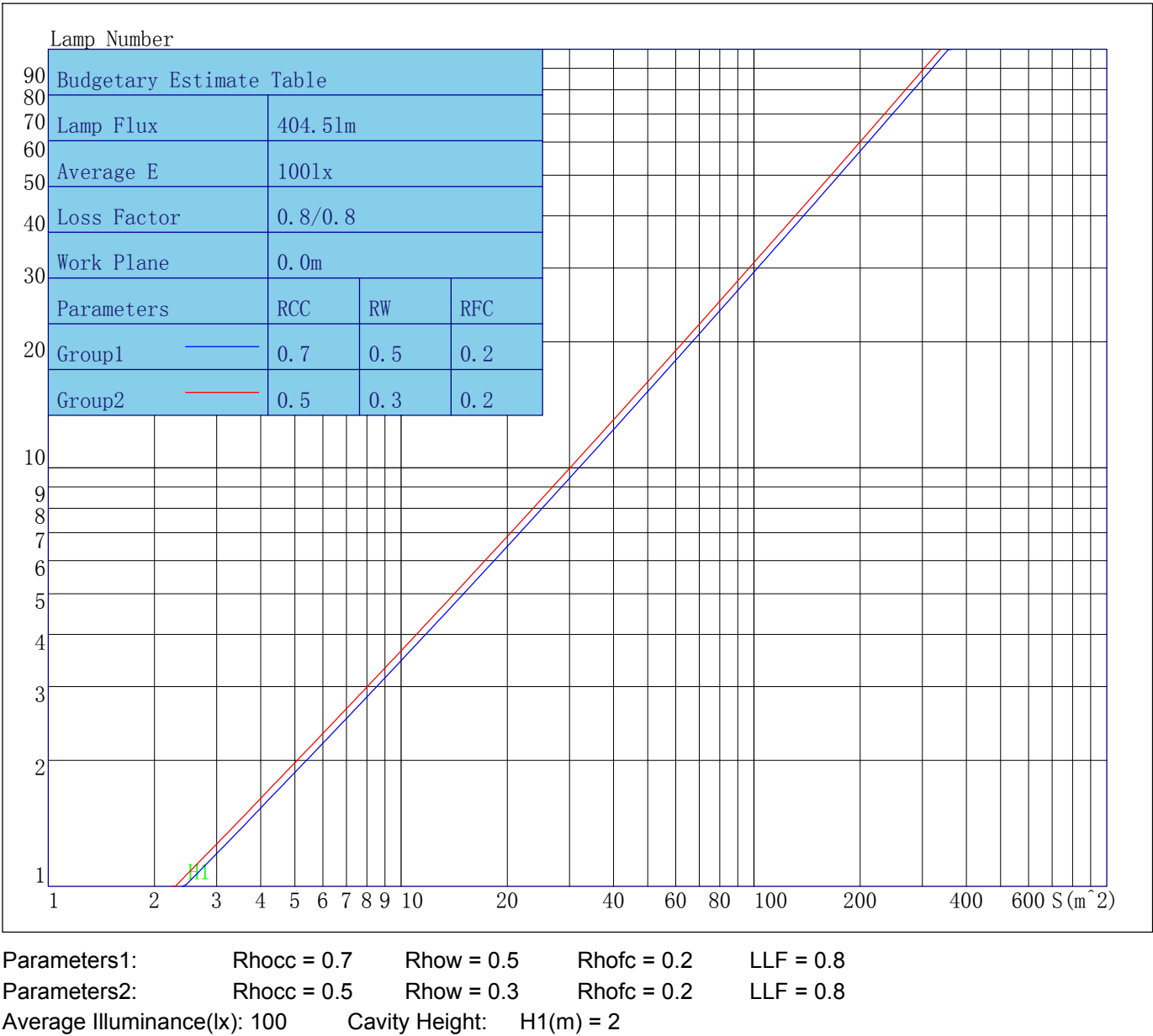
Luminous Size: Length(m)=0.000 Width(m)=-0.050 Height(m)=0.000 Area(m^2)=0.001963

Luminous Type: Without Luminous Side

Luminous Curves: C0-C180 Color: C90-C270 Color:

Indoor Budgetary Estimate Table

Lum. Name:SD06-06-XX-01 4000K RA90 15D	Lum. Catalog:	Test ID:01
Lamp Name:	Lamp Catalog: LED	Test Lab: Quality Department
Manufacture: Shenzhen Norming Lighting Co.Ltd	Test Machine:GON-2000	Test Date: 2021/04/16



Indoor Coefficient of Utilization Table

Lum. Name: SD06-06-XX-01 4000K RA90 15D	Lum. Catelog:	Test ID: 01
Lamp Name:	Lamp Catelog: LED	Test Lab: Quality Department
Manufacture: Shenzhen Norming Lighting Co.Ltd	Test Machine:GON-2000	Test Date: 2021/04/16

Coefficients of Utilization - Zonal Cavity Method																		
Coef.	Effective Floor Cavity Reflectance RFC=0.20																	
RhoCC (%)	80				70				50			30			10			0
RhoW (%)	70	50	30	10	70	50	30	10	50	30	10	50	30	10	50	30	10	0
RCR	Coefficient of Utilization(%)																	
0	119	119	119	119	116	116	116	116	111	111	111	106	106	106	102	102	102	100
1	115	113	111	109	112	111	109	107	106	105	104	103	102	101	99	99	98	96
2	111	107	104	102	109	106	103	100	102	100	98	99	98	96	97	95	94	93
3	107	102	99	96	105	101	98	95	99	96	94	96	94	92	94	92	91	89
4	104	98	94	91	102	97	94	91	95	92	90	93	91	89	92	89	88	86
5	101	95	90	87	99	94	90	87	92	89	86	91	88	86	89	87	85	84
6	98	91	87	84	97	91	87	84	89	86	83	88	85	83	87	84	82	81
7	95	88	84	81	94	88	84	81	87	83	81	86	83	80	85	82	80	79
8	92	86	82	79	92	85	81	79	84	81	78	83	80	78	83	80	78	77
9	90	83	79	77	89	83	79	76	82	79	76	81	78	76	81	78	76	75
10	88	81	77	75	87	81	77	74	80	77	74	79	76	74	79	76	74	73

Unified Glare Rating Table

Lum. Name:SD06-06-XX-01 4000K RA90 15D	Lum. Catelog:	Test ID:01
Lamp Name:	Lamp Catelog:LED	Test Lab:Quality Department
Manufacture:Shenzhen Norming Lighting Co.Ltd	Test Machine:GON-2000	Test Date:2021/04/16

Unified Glare Rating Table

Ceiling RCC	0.70	0.70	0.50	0.50	0.30	0.70	0.70	0.50	0.50	0.30
Wall RW	0.50	0.30	0.50	0.30	0.30	0.50	0.30	0.50	0.30	0.30
Floor RFC	0.20	0.20	0.20	0.20	0.20	0.20	0.20	0.20	0.20	0.20
Room Size	Vewed crosswise					Vewed endwise				
X=2H Y=2H	12.9	13.9	13.3	14.2	14.5	12.3	13.2	12.6	13.5	13.8
	13.0	13.9	13.4	14.2	14.6	12.2	13.0	12.6	13.4	13.7
	13.0	13.8	13.5	14.2	14.6	12.1	12.9	12.5	13.2	13.6
	13.0	13.7	13.4	14.1	14.5	12.0	12.7	12.4	13.1	13.5
	12.9	13.6	13.4	14.0	14.4	11.9	12.6	12.4	13.0	13.4
	12.9	13.5	13.3	13.9	14.3	11.9	12.5	12.3	12.9	13.3
X=4H Y=2H	12.8	13.6	13.2	13.9	14.3	12.1	12.8	12.5	13.2	13.6
	13.0	13.6	13.4	14.0	14.4	12.0	12.7	12.5	13.1	13.5
	13.0	13.6	13.4	14.0	14.5	11.9	12.5	12.4	12.9	13.4
	13.0	13.5	13.5	13.9	14.4	11.8	12.3	12.3	12.8	13.3
	12.9	13.4	13.4	13.8	14.3	11.8	12.2	12.2	12.7	13.2
	12.9	13.2	13.3	13.7	14.2	11.7	12.1	12.2	12.6	13.1
X=8H Y=4H	12.9	13.3	13.4	13.8	14.3	11.8	12.2	12.3	12.7	13.2
	12.9	13.2	13.4	13.7	14.3	11.7	12.0	12.2	12.5	13.1
	12.8	13.1	13.3	13.7	14.2	11.6	11.9	12.1	12.4	12.9
	12.8	13.0	13.3	13.5	14.1	11.5	11.8	12.1	12.3	12.9
X=12H Y=4H	12.8	13.2	13.3	13.7	14.2	11.7	12.1	12.2	12.6	13.1
	12.8	13.1	13.3	13.6	14.2	11.6	11.9	12.1	12.4	13.0
	12.8	13.0	13.3	13.5	14.1	11.5	11.8	12.1	12.3	12.9
Variations with the objerver position at spacings										
S=1.0H	1.0/-1.2					2.1/-2.6				
S=1.5H	1.6/-2.0					3.3/-6.8				
S=2.0H	2.0/-2.7					3.3/-7.4				
Reduced UGR Table:										
Nordic Standard Table:	BK0					BK0				
Correction Value	0.5					0.2				

o the CIE Pub.117, data has been corrected, refers to the lamp’s lumens 8.2flm.

IES Indoor Report

Photometric Filename:SD06-06-XX-01 4000K RA90 15D.IES

Candela Tabulation

V/H	C0.0	C90.0	C180.0	C270.0
γ 0.0	3020.98	3020.98	3020.98	3020.98
γ 1.0	3038.69	2991.43	2916.70	3036.02
γ 2.0	3006.37	2874.56	2760.40	2942.53
γ 3.0	2895.17	2690.71	2526.85	2773.24
γ 4.0	2694.76	2446.62	2248.14	2522.58
γ 5.0	2425.77	2163.21	1970.63	2231.91
γ 6.0	2123.73	1884.26	1722.78	1939.85
γ 7.0	1834.91	1632.38	1497.10	1663.71
γ 8.0	1563.06	1400.77	1286.31	1405.46
γ 9.0	1315.66	1187.16	1099.17	1179.64
γ 10.0	1101.85	1003.33	938.51	992.12
γ 11.0	925.28	850.15	802.28	840.47
γ 12.0	780.85	724.81	686.91	716.23
γ 13.0	664.94	622.61	588.68	612.82
γ 14.0	570.19	538.10	505.23	525.48
γ 15.0	490.95	466.32	434.31	451.41
γ 16.0	423.72	404.51	374.89	388.91
γ 17.0	366.55	352.48	325.29	336.42
γ 18.0	318.57	308.67	283.54	292.20
γ 19.0	278.72	271.50	247.67	254.60
γ 20.0	244.92	239.66	216.87	222.62
γ 21.0	216.38	211.86	190.19	194.96
γ 22.0	191.72	187.62	167.12	171.12
γ 23.0	170.33	166.56	147.02	150.54
γ 24.0	151.66	148.18	129.33	132.50
γ 25.0	135.45	132.06	113.69	116.81
γ 26.0	121.19	117.81	100.00	103.01
γ 27.0	108.50	105.15	88.04	91.06
γ 28.0	97.28	94.03	77.68	80.56
γ 29.0	87.16	84.16	68.75	71.67
γ 30.0	78.21	75.43	60.77	63.91
γ 31.0	70.25	67.71	53.88	57.09
γ 32.0	63.28	60.89	47.70	51.00
γ 33.0	56.94	54.29	42.06	45.41
γ 34.0	51.13	48.65	37.29	40.32
γ 35.0	45.91	43.56	33.17	36.17
γ 36.0	41.25	39.09	29.10	32.31
γ 37.0	36.97	34.67	25.41	28.58
γ 38.0	32.78	30.57	22.58	25.60
γ 39.0	28.94	27.20	20.23	23.17
γ 40.0	25.86	24.32	18.10	21.06
γ 41.0	23.22	21.73	15.04	18.98
γ 42.0	20.81	18.27	11.84	15.77
γ 43.0	17.74	14.00	10.01	13.14
γ 44.0	14.30	11.51	8.77	11.43
γ 45.0	12.15	9.87	7.90	10.20
γ 46.0	10.69	8.69	7.19	9.26

Candela Tabulation - (Cont.)

V/H	C0.0	C90.0	C180.0	C270.0
γ 47.0	9.61	7.80	6.57	8.54
γ 48.0	8.76	7.06	5.97	7.88
γ 49.0	8.05	6.36	5.13	7.17
γ 50.0	7.38	5.51	4.49	6.23
γ 51.0	6.53	4.78	4.06	5.63
γ 52.0	5.84	4.28	3.77	5.17
γ 53.0	5.35	3.90	3.51	4.81
γ 54.0	4.94	3.58	3.31	4.51
γ 55.0	4.60	3.34	3.13	4.28
γ 56.0	4.30	3.11	2.95	4.07
γ 57.0	4.05	2.88	2.77	3.86
γ 58.0	3.80	2.66	2.59	3.64
γ 59.0	3.56	2.47	2.43	3.44
γ 60.0	3.35	2.28	2.29	3.26
γ 61.0	3.11	2.10	2.15	3.10
γ 62.0	2.92	1.95	2.01	2.93
γ 63.0	2.74	1.79	1.86	2.77
γ 64.0	2.56	1.64	1.73	2.60
γ 65.0	2.40	1.50	1.60	2.45
γ 66.0	2.24	1.37	1.46	2.31
γ 67.0	2.10	1.24	1.34	2.16
γ 68.0	1.96	1.13	1.20	2.01
γ 69.0	1.82	1.00	1.08	1.86
γ 70.0	1.68	0.88	0.94	1.73
γ 71.0	1.55	0.75	0.79	1.57
γ 72.0	1.41	0.63	0.65	1.42
γ 73.0	1.27	0.50	0.52	1.27
γ 74.0	1.13	0.38	0.41	1.13
γ 75.0	1.01	0.28	0.29	1.01
γ 76.0	0.88	0.17	0.19	0.88
γ 77.0	0.76	0.07	0.08	0.75
γ 78.0	0.64	0.00	0.00	0.63
γ 79.0	0.53	0.00	0.00	0.51
γ 80.0	0.42	0.00	0.00	0.41
γ 81.0	0.32	0.00	0.00	0.31
γ 82.0	0.23	0.00	0.00	0.21
γ 83.0	0.13	0.00	0.00	0.12
γ 84.0	0.04	0.00	0.00	0.02
γ 85.0	0.00	0.00	0.00	0.00
γ 86.0	0.00	0.00	0.00	0.00
γ 87.0	0.00	0.00	0.00	0.00
γ 88.0	0.00	0.00	0.00	0.00
γ 89.0	0.00	0.00	0.00	0.00
γ 90.0	0.00	0.00	0.00	0.00
γ 91.0	0.00	0.00	0.00	0.00
γ 92.0	0.00	0.00	0.00	0.00
γ 93.0	0.00	0.00	0.00	0.00

Candela Tabulation - (Cont.)

V/H	C0.0	C90.0	C180.0	C270.0
γ 94.0	0.00	0.00	0.00	0.00
γ 95.0	0.00	0.00	0.00	0.00
γ 96.0	0.00	0.00	0.00	0.00
γ 97.0	0.00	0.00	0.00	0.00
γ 98.0	0.00	0.00	0.00	0.00
γ 99.0	0.00	0.00	0.00	0.00
γ 100.0	0.00	0.00	0.00	0.00
γ 101.0	0.00	0.00	0.00	0.00
γ 102.0	0.00	0.00	0.00	0.00
γ 103.0	0.00	0.00	0.00	0.00
γ 104.0	0.00	0.00	0.00	0.00
γ 105.0	0.00	0.00	0.00	0.00
γ 106.0	0.00	0.00	0.00	0.00
γ 107.0	0.00	0.00	0.00	0.00
γ 108.0	0.00	0.00	0.00	0.00
γ 109.0	0.00	0.00	0.00	0.00
γ 110.0	0.00	0.00	0.00	0.00
γ 111.0	0.00	0.00	0.00	0.00
γ 112.0	0.00	0.00	0.00	0.00
γ 113.0	0.00	0.00	0.00	0.00
γ 114.0	0.00	0.00	0.00	0.00
γ 115.0	0.00	0.00	0.00	0.00
γ 116.0	0.00	0.00	0.00	0.00
γ 117.0	0.00	0.00	0.00	0.00
γ 118.0	0.00	0.00	0.00	0.00
γ 119.0	0.00	0.00	0.00	0.00
γ 120.0	0.00	0.00	0.00	0.00
γ 121.0	0.00	0.00	0.00	0.00
γ 122.0	0.00	0.00	0.00	0.00
γ 123.0	0.00	0.00	0.00	0.00
γ 124.0	0.00	0.00	0.00	0.00
γ 125.0	0.00	0.00	0.00	0.00
γ 126.0	0.00	0.00	0.00	0.00
γ 127.0	0.00	0.00	0.00	0.00
γ 128.0	0.00	0.00	0.00	0.00
γ 129.0	0.00	0.00	0.00	0.00
γ 130.0	0.00	0.00	0.00	0.00
γ 131.0	0.00	0.00	0.00	0.00
γ 132.0	0.00	0.00	0.00	0.00
γ 133.0	0.00	0.00	0.00	0.00
γ 134.0	0.00	0.00	0.00	0.00
γ 135.0	0.00	0.00	0.00	0.00
γ 136.0	0.00	0.00	0.00	0.00
γ 137.0	0.00	0.00	0.00	0.00
γ 138.0	0.00	0.00	0.00	0.00
γ 139.0	0.00	0.00	0.00	0.00
γ 140.0	0.00	0.00	0.00	0.00

Candela Tabulation - (Cont.)

V/H	C0.0	C90.0	C180.0	C270.0
γ 141.0	0.00	0.00	0.05	0.06
γ 142.0	0.00	0.00	0.18	0.17
γ 143.0	0.00	0.00	0.29	0.28
γ 144.0	0.10	0.00	0.40	0.40
γ 145.0	0.21	0.12	0.51	0.51
γ 146.0	0.32	0.23	0.60	0.60
γ 147.0	0.42	0.33	0.70	0.69
γ 148.0	0.54	0.43	0.77	0.77
γ 149.0	0.63	0.51	0.85	0.85
γ 150.0	0.71	0.59	0.92	0.92
γ 151.0	0.79	0.68	0.98	0.97
γ 152.0	0.87	0.73	1.04	1.02
γ 153.0	0.94	0.79	1.08	1.07
γ 154.0	0.99	0.84	1.12	1.11
γ 155.0	1.03	0.87	1.17	1.14
γ 156.0	1.08	0.91	1.20	1.17
γ 157.0	1.12	0.92	1.23	1.19
γ 158.0	1.16	0.95	1.25	1.21
γ 159.0	1.18	0.97	1.29	1.22
γ 160.0	1.21	0.99	1.31	1.22
γ 161.0	1.24	1.01	1.32	1.23
γ 162.0	1.25	1.04	1.33	1.24
γ 163.0	1.27	1.06	1.34	1.24
γ 164.0	1.29	1.09	1.35	1.25
γ 165.0	1.29	1.11	1.35	1.24
γ 166.0	1.30	1.13	1.35	1.25
γ 167.0	1.32	1.15	1.35	1.25
γ 168.0	1.32	1.17	1.34	1.25
γ 169.0	1.31	1.17	1.35	1.25
γ 170.0	1.31	1.18	1.32	1.25
γ 171.0	1.30	1.17	1.30	1.24
γ 172.0	1.28	1.17	1.28	1.23
γ 173.0	1.26	1.14	1.23	1.22
γ 174.0	1.24	1.12	1.20	1.19
γ 175.0	1.20	1.09	1.15	1.17
γ 176.0	1.16	1.07	1.11	1.14
γ 177.0	1.14	1.04	1.09	1.13
γ 178.0	1.11	1.03	1.07	1.12
γ 179.0	1.09	1.04	1.07	1.11
γ 180.0	1.07	1.07	1.07	1.07